







Tex Wall Rak Small 90 x 230 cm


-  **Resolution:** 120 ppi – 1:1 scale
-  **File format:** PDF, JPEG, TIFF or PNG
-  **Color:** CMYK - Coated FOGRA39
- 

flattened file (no layers),
no print marks,
no overprint attribute,
no bleeds,
do not change the size of the template,
convert fonts to curves,
suggested black color parameters for
backlighting: C78 M85 Y90 K100

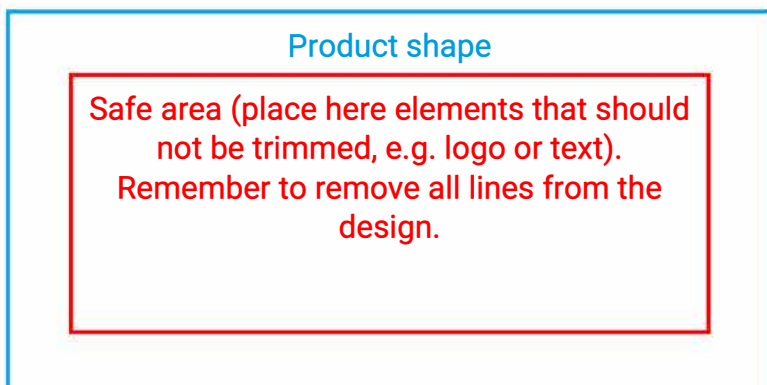


- 

Remove the red and blue lines before saving the files. Leaving the line on will result in it being printed as a design element! In order to properly display the advertisement, all important elements should be inside the protective area marked with **red line**. The background and graphics must fill the entire project area. The shape of the cutting die, including the seam and keder area, is marked **blue line**. The yellow lines indicate the technical area for sewing tunnels and structural elements – fill it with a solid color.
- 

Download and work on the graphic design template found on the next page of this PDF. If there is more than one, prepare the designs in separate files.
- 

Guideline Label Legend:



Front/back

945 x 2260 [mm]